


DESICCANT DRYAIR 2000 VRF



- 
- > Lower footprint/weight per m³/hr
 - > A unique triple point control on all machines over 1500 m³/hr, measuring the regeneration temperature onto the wheel, the wheel off temperature (wet air) and the RH or Dew point of the air being dried. This combination ensures the amount of energy input is relevant to the moisture being extracted. This can be applied to 500 m³/hr units as option extra.
 - > Numerous options available, pre-heaters and coolers, post heaters and coolers, humidifiers and many other variations as special machines.
 - > Filters up to F7 as standard with HEPPA & ULPA available.
 - > Highly efficient Silica Gel Rotor for efficiency & durability, high moisture removal efficiency with the lowest energy costs.
 - > Various regeneration options available on units above 1500 m³/hr. All options are fully modulating.

APPLICATIONS

- SILOS
- FOOD INDUSTRIES
- PHARMACEUTICAL
- TIMBER DRYING
- MILITARY STORAGE
- PACKAGING
- ARCHIVE STORAGE
- FREEZER STORAGE
- POWDER MANUFACTURE

SPECIFICATIONS

Process Airflow Nominal	2000	m ³ / hr
Process Pre filter	1 x 600 x 600 pleated panel G4	No / Size / Grade
High Perf Silica Gel Rotor	700 x 200	mm
Desiccant Wheel Rotation Speed	9	RPH
Process Fan Model	DD SRER-11-0315	
Motor Power	0.75	kW
Moisture Removal		
20°C @ 40% RH	12.312	kg / hr
20°C @ 60% RH	16.92	kg / hr
25°C @ 60% RH	18.624	kg / hr
30°C @ 80% RH	21.312	kg / hr
Total Pressure / External Pressure	655 / 344	Pa
Regeneration Airflow Nominal	726	m ³ / hr
Regeneration Filter	1 x 500 x 400 pleated panel G4	No / Size / Grade
Heater Option	Electric Thyristor control	Electric PTC
Heater Power (on startup)	30.3	kW
Heater Power (after initial start)	18.2	kW
Heater option	Electric Gas Steam	***
Fan Model	DD SRER-11-0200	
Motor Power	0.37	kW
Total Pressure / External Pressure	874 / 334.5	Pa
Electrical Supply	3p/N/E 50 / 60 Hz	1p/N/E
Voltage	380 415	V / Ac
Electrical Input Power (on start up)	1.12	kW
Amps per phase	1.7 1.56 -----	A/Phase **
ΔPa Process / Regeneration / Pre-purge	181 / 234 / 157	Pa
Dimensions	1400 x 900 x 1050	L x W x H mm
Process Inlet	250	mm
Process Outlet	250	mm
Regeneration Inlet	180	mm
Regeneration Outlet	180	mm
Weight	174	kg

Process and regeneration fan supplied with a VSD control.

* pressure readings at dirty filter condition

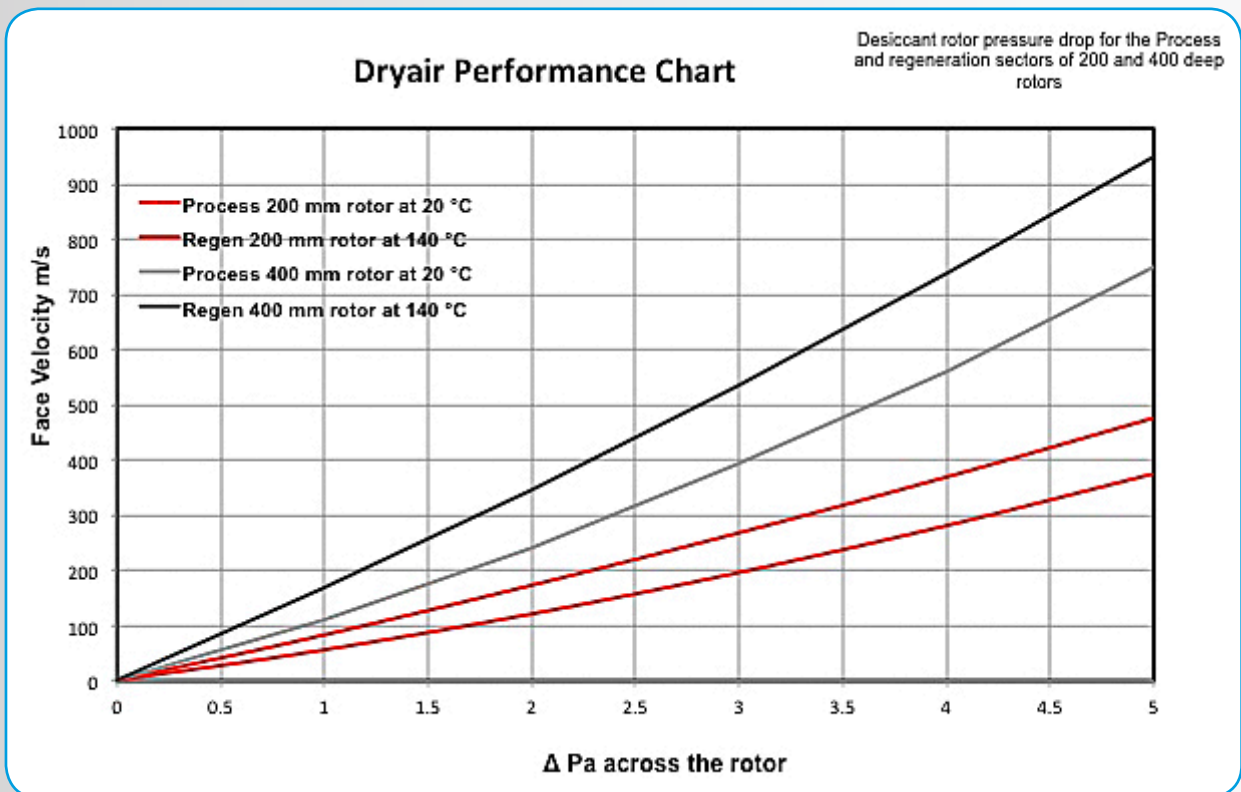
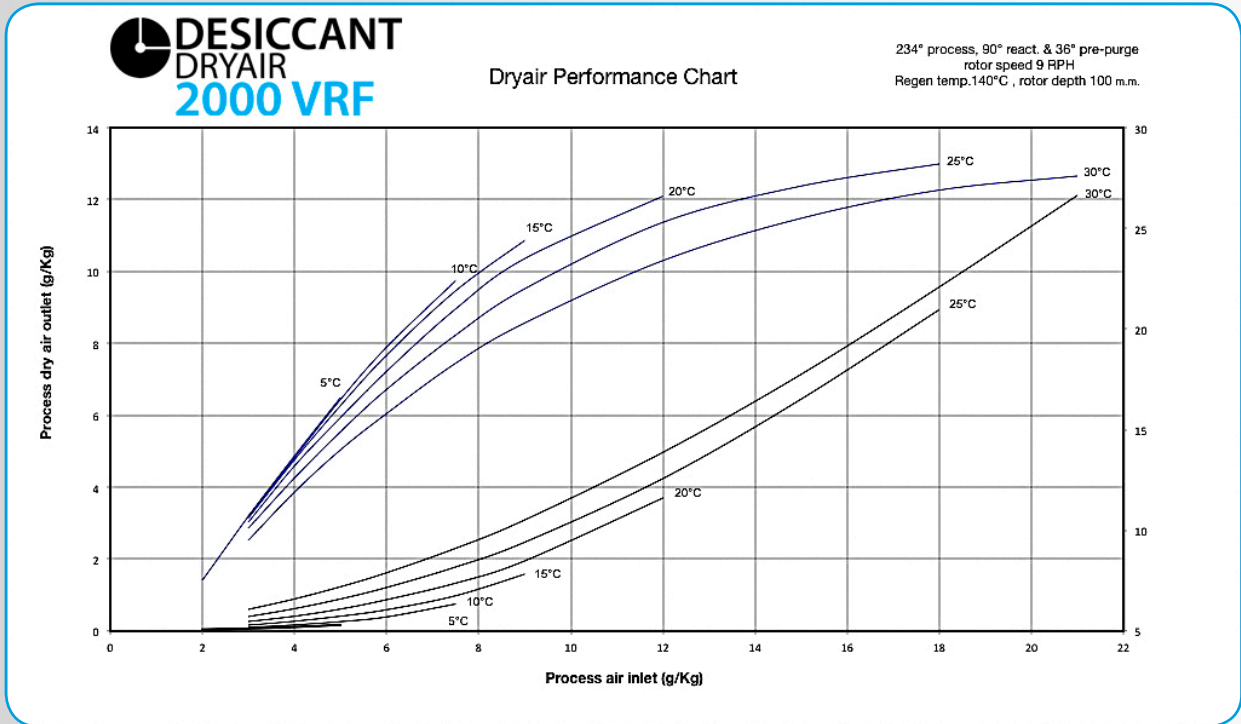
* Electrical power consumption on electric

Please note this value does not include regeneration if electric.

*** Regeneration options.

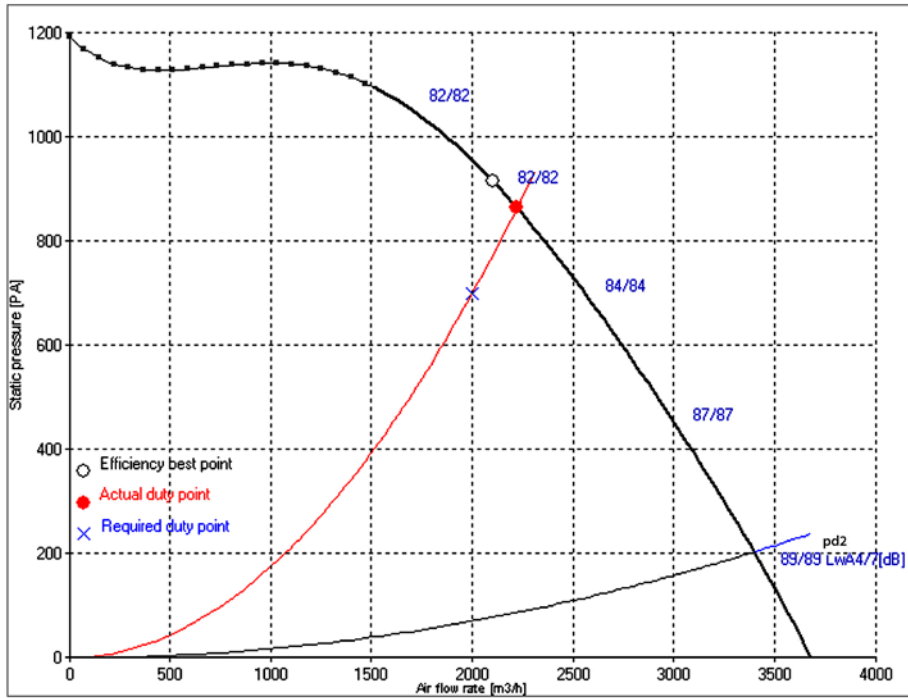
1. electric thyristor control fully modulating not available above Dryair !0000 VRF
2. Natural gas direct fired fully modulating
3. Liquefied petroleum Gas direct fired fully modulating
4. Steam minimum 5 Bar(g) fully modulating but dry steam must be supplied
5. HPHW High pressure hot water fully modulating.

PERFORMANCE TECHNICAL DRAWINGS AVAILABLE UPON REQUEST



PERFORMANCE TECHNICAL DRAWINGS AVAILABLE UPON REQUEST

Process Fan Curve for the 2000 VRF



Regeneration Fan Curve for the 2000 VRF

